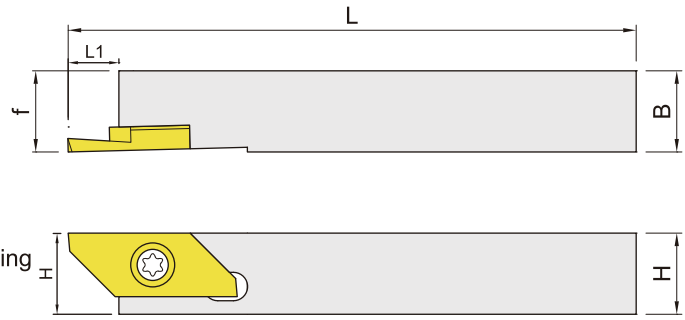




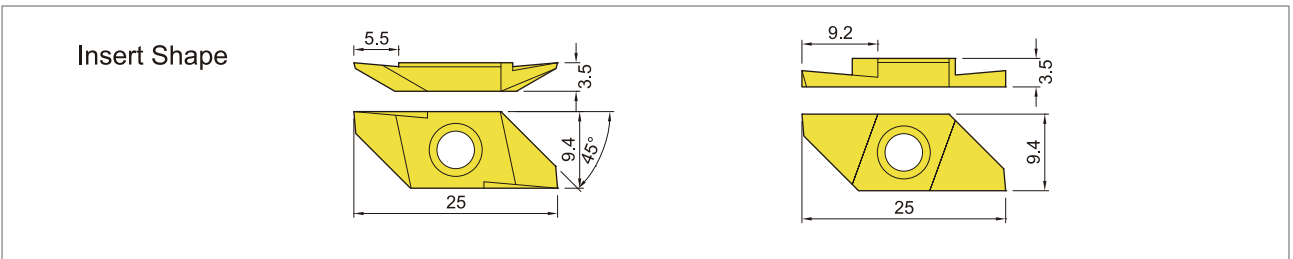
## CTBHR

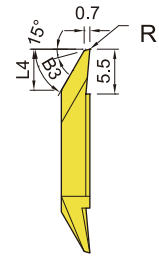
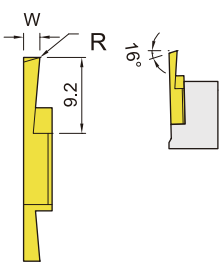
功能:  
開槽 Grooving and turning  
切斷 Parting off  
後車 Back turning



Right-hand shown

Item code	Dimensions,mm					Insert	Screw 	Wrench 
	H	B	L	L1	f			
CTBHR-1212K-160	12	12	125	7.5	12	BTBT604500R-B CTBT20160V5RR-B	MS4011A	ETF15
CTBHR-1616K-160	16	16	125	7.5	16			
CTBHR-2020K-160	20	20	125	7.5	20			



Description	GRADE 材質		Insert Shape	Dimensions,mm			
	NW948	VP15TF		B3	L4	W	R
BTBT604500R-B	●			60°	4.5	--	0
BTBT604501R-B				60°	4.5	--	0.1
BTBT606000R-B				60°	6.0	--	0
CTBT15160V5RR-B	●			--	--	1.5	0.05
CTBT20160V5RR-B				--	--	2.0	0.05

內徑車刀  
BORING BARS

外徑車刀  
TOOLHOLDERS

牙刀 & 開槽刀  
THREADING & GROOVING

銑刀  
MILLING

孔加工  
BORING TOOLS COMPONENTS

配件  
SPARE PARTS